

Resolution No. 24/25-04
September 11, 2024

**RESOLUTION OF THE BOARD OF DIRECTORS OF THE
GOLD RIDGE FIRE PROTECTION DISTRICT, SONOMA COUNTY, CALIFORNIA
ADOPTING A FINAL BUDGET FOR THE 2024/2025 FISCAL YEAR**

WHEREAS, the Board of Directors of the Gold Ridge Fire Protection District has reviewed the final budget for the fiscal year 2024/2025.

NOW, THEREFORE, BE IT RESOLVED that the Board of Directors of the Gold Ridge Fire Protection District does adopt a final budget for the 2024/2025 fiscal year in the amount \$12,794,185.

The foregoing resolution was introduced by Director Tachouet
who moved its adoption, seconded by Director Gambonini, and adopted by
THE BOARD OF DIRECTORS, at a regular meeting thereof, held on the 11th day of
September, 2024, by the following roll call vote:

DIRECTORS: Gloeckner aye, Carinalli ab, Gambonini aye,
 Petrucci ab, Lachman aye, Warburg aye, Tachouet aye

AYES: 5 NOES: 0 ABSENT: 2 ABSTAIN: 0

WHEREUPON, the Chairman of the Board of Directors declared the foregoing resolution adopted, and SO ORDERED.


Chairman of the Board



Clerk of the Board

FY 2024-25 FINAL Budget Summary
Gold Ridge Fire Protection District
4500 Hessel Road
Sebastopol, CA 95472

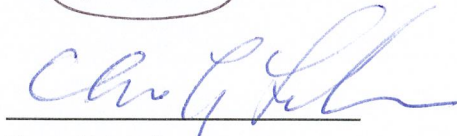
(1) Beginning Fund Balance (Balance Sheet as of 6/30/24)	\$9,927,237
(2) Plus: Budgeted FY 2024/25 Revenues: (total from attached worksheet)	12,794,185
(3) Less: Budgeted FY 2024/25 Expenditures: (total from attached worksheet)	12,794,185
(4) Estimated Ending Fund Balance ending 6/30/25	\$9,927,237
(5) FINAL Budget Approval Date:	<u>9/11/2024</u>



Board Member
Stacey Gambonini




Board Member
David Warburg



Board Member
Charles Lachman

Board Member
Steve Petrucci



Board Member
Chris Tachouet

Board Member
Domenic Carinalli



Board Chair
Robert Gloeckner

**Gold Ridge Fire Protection District
FY 24/25 FINAL Budget**

Account and Description	FY 2024/25
Income	
10 · Tax Rev	
1000 · Prop Tax - CY secured	2,918,385
1001 · Direct Charges - CY	2,400,000
1011 · SB 2557 Prop Tax Admin	(30,182)
1020 · Prop Tax CY sup	63,241
1040 · Prop Tax -CY unscce	88,310
1060 · Prop Tax PY sec	(345)
1061 · Flat Charges PY	19,918
1070 · 1100 Prop Tx PY unsec	1,432
1080 · Property Taxes-PY Supp	(934)
Total 10 · Tax Rev	5,459,826
17 · Use of Money/Property	
1700 · Interest on Pooled Cash	3,213
1701 · Interest Earned	10,000
1801 · Rent of Real Estate	0
Total 17 · Use of Money/Property	13,213
20 · Intergovernmental Revenues	
2440 · ST-Homeowners Prop Tax Relief	13,500
2500 · ST -Other	100
2900 · So. Co. Funding Agreement	4,331,847
2905 · Measure H Sales Tax 6 mos. Jan-Jun	2,500,000
2910 · Government Agency - MRFD	24,000
2915 · Government Agency - Sebastopol	137,000
2921 · Government Agency - SCFD FRBLS	90,000
2930 · So. Co. DSI	5,000
2935 · Mello Roos Wilmar	199,800
Total 20 · Intergovernmental Revenues	7,301,247
30 · Charges for Services	
3600 · Address Signs	750
3700 · Copy Fees	10
Total 30 · Charges for Services	760
40 · Miscellaneous Revenues	
4040 · Cell Tower	18,840
4050 · Grant Income	100
4100 · Workers' comp Ins. Refund	0
4101 · Miscellaneous Revenues	100
4102 · Donations/Reimbursements	100
Total 40 · Miscellaneous Revenues	19,140
45 · Carry over PY	
Total Income	12,794,185

Account and Description	FY 2024/25
Expense	
50 · Salaries/Emp Benefits	
5910 · Payroll Expenses	4,787,432
5911 · Drill/Call Pay	150,000
5912 · Strike Team Payroll Expenses	100
5913 · Boards	2,100
5915 · Overtime	400,000
5922 · FICA Retirement	95,000
5923 · PERS	1,031,658
5924 · Medicare	140,000
5930 · Health Insurance	853,000
5931 · Disability Insurance	6,000
5935 · Unemployment	6,000
5940 · Workers' Comp	603,000
Total 50 · Salaries/Emp Benefits	8,074,290
60 · Services/Supplies	
6020 · Clothing/Personal/Uniform	50,000
6040 · Communications	70,000
6060 · Food	12,000
6080 · Household Expense	15,000
6100 · Insurance	177,000
6140 · Fleet Maintenance	270,000
6145 · Maintenance Equipment	90,000
6149 · Radio Maintenance	20,000
6180 · Building Maintenance	100,000
6261 · Medical Supplies	36,000
6280 · Memberships	63,000
6290 · Other Dept. Expense/Chief's Desc.	10,000
6400 · Office Expense	8,000
6405 · Computer Expenses	8,400
6410 · Postage	2,400
6461 · Operating Supplies	6,000
6526 · Dispatch Services	156,000
6540 · Payroll Services	15,000
6587 · LAFCO Charges	10,000
6610 · Legal Services	100,000
6620 · Grant Services	5,000
6630 · Audit Services	12,000
6640 · ALS Professional Services	250,000
6650 · Financial Services	30,000
6654 · Medical Exams	11,000
6800 · Public/Legal Notices	1,000
6801 · Newsletter	6,000
6820 · Equipment Lease	5,000
6880 · Small Tools	60,000
6881 · Safety Equipment/PPE	200,000
7005 · Election Expense	10,000
7120 · Training	150,000

Account and Description	FY 2024/25
7121 · Fire Prevention	20,000
7201 · Gas/Oil	130,000
7202 · RENT/Station Leases	35,000
7300 · Transportation/Travel	7,500
7320 · Utilities	100,000
Total 60 · Services/Supplies	2,251,300
75 · Other Charges	
7910 · L.T. Debt Principal	66,975
7930 · L.T. Debt Interest	19,304
7940 · L.T. Dept Bond Payment	200,000
7970 · Taxes/Assessments	2,500
Total 75 · Other Charges	288,778
85 · Assets	
8510 · Building	200,000
8560 · Equipment	723,000
Total 85 · Assets	923,000
90 · Appropriations	
9000 · Contingencies	825,017
9001 · Mello Roos Wilmar	199,800
9030 · Wellness Program	25,000
9035 · Hose and Nozzles	160,000
9045 · Radios	47,000
Total 90 · Appropriations	1,256,817
Total Expense	12,794,185
Net Income	0

Account and Description	FY 2024/25
Equity	
Opening Balance Equity	(100,000)
Reserve	100,000
Opening Balance Equity	68,341
Retained Earnings	4,912,539
Net Income	4,946,356
Total Equity	9,927,237
Reserves	
Operational Reserve	
Minimum	2,558,837
Target	6,397,092
Maximum	9,595,639
Plan	6,397,092
Pension Reserve	
Est 2024 Total Accrued Liability	11,013,353
Est 2024 Market Value of Assets	8,570,299
Est 2024 Unfunded Actuarial Liability	2,443,054
Est 2024 Funded Percent	77.82%
Funding Target	85.00%
Target Funding Amount	790,759
CIP Reserve	
CIP Reserve - Begin Balance	2,739,386
Total	2,739,386